

Brake Calipers HW 150 HUK and HW 180 HUK

hydraulically activated – non-releasing
as yaw brake in wind turbines



Features

Features	Code
Brake Caliper	H
Standard	W
With piston diameter 2 x 75 mm or piston diameter 2 x 90 mm	150 180
Hydraulically activated	H
Non-releasing	U
No adjustment to accommodate friction block wear	K
Max. clamping force 140 kN (HW 150)	140
Max. clamping force 200 kN (HW 180)	200

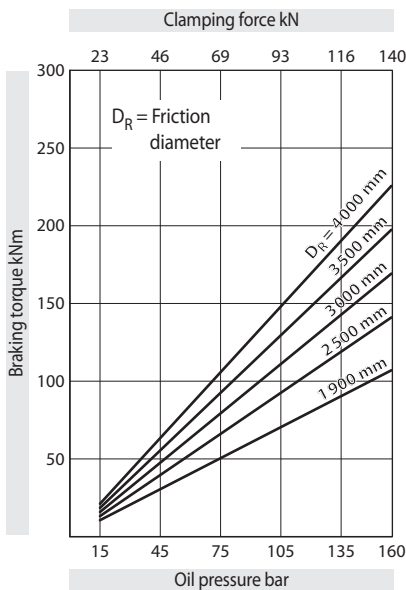
Example for ordering

Brake Caliper HW 150 HUK,
max. clamping force 140 kN:

HW 150 HUK - 140

Technical Data

Brake Caliper HW 150 HUK



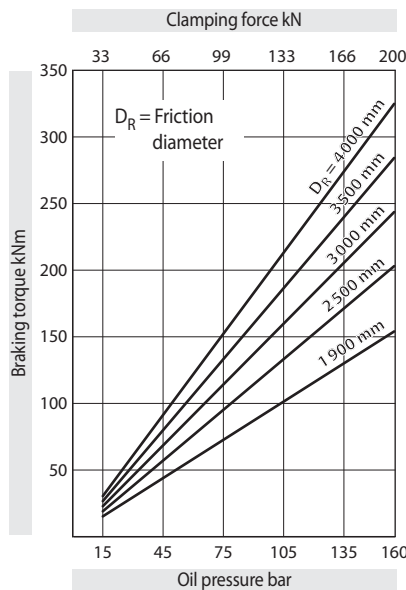
The braking torques shown in the diagram are based on a theoretical friction coefficient of 0,4.

Oil pressure: min. 15 bar
max. 160 bar

Oil volume: max. 133 cm³

Weight: ca. 65 kg

Brake Caliper HW 180 HUK



The braking torques shown in the diagram are based on a theoretical friction coefficient of 0,4.

Oil pressure: min. 15 bar
max. 160 bar

Oil volume: max. 190 cm³

Weight: ca. 65 kg

Other features

- High safety against leakage
- Easy change of friction blocks
- Painted with surface coating class C4-L according to ISO 12944
- For brake disc thickness $W = 30$ mm; larger brake disc thicknesses can be achieved with the use of a spacer installed by the customer

Accessories

- Optional painting with surface coating class C4-H or C5M-H (offshore) according to ISO 12944

Edmayr Antriebstechnik GmbH

Thalham 20, 4880 St. Georgen im Attergau

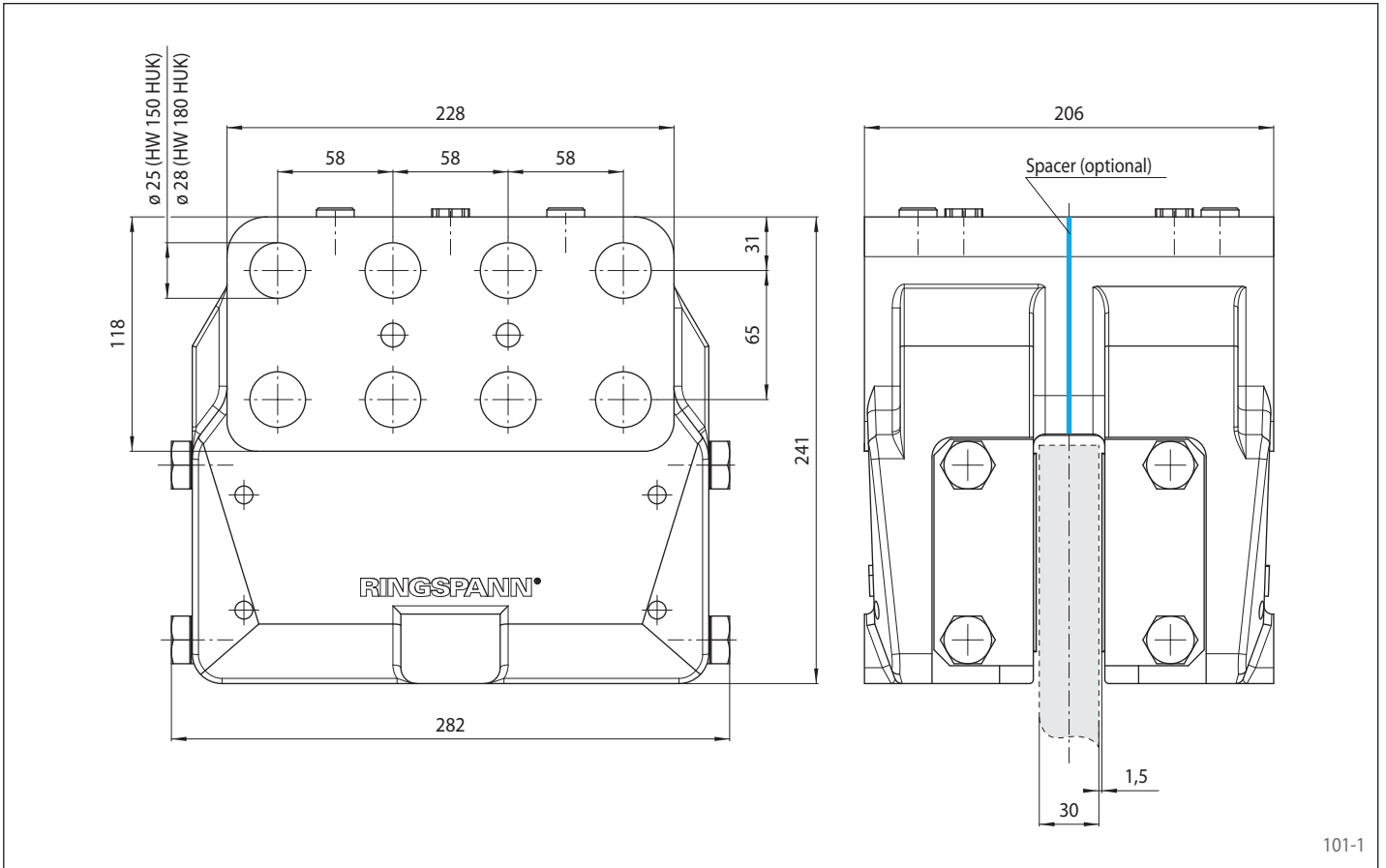
Tel.: +43 7667 6840 Fax: +43 7667 20070

office@edmayr.at

www.edmayr.at

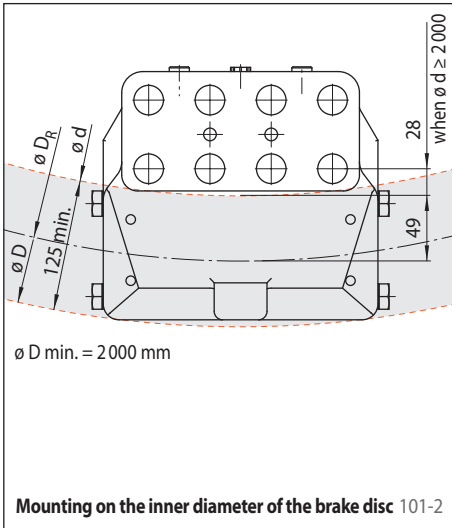
Brake Calipers HW 150 HUK and HW 180 HUK

hydraulically activated – non-releasing
as yaw brake in wind turbines

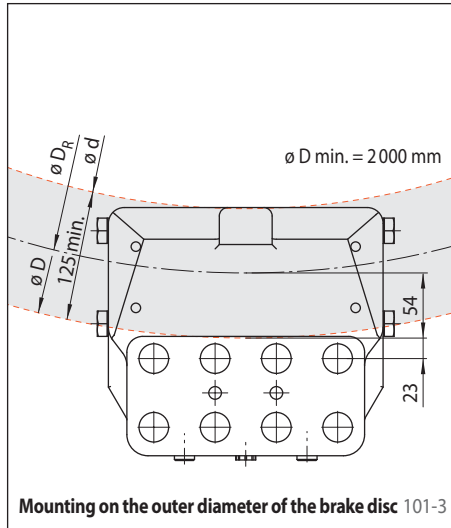


101-1

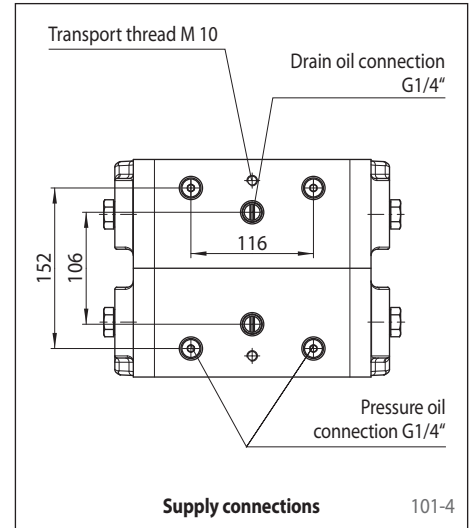
Mounting



Mounting on the inner diameter of the brake disc 101-2



Mounting on the outer diameter of the brake disc 101-3



Supply connections 101-4

Calculation of the friction diameter

Mounting on the inner diameter of the brake disc:

$$D_R = d + (2 \cdot 49 \text{ mm})$$

(when $d \geq 2000 \text{ mm}$)

Mounting on the outer diameter of the brake disc:

$$D_R = D - (2 \cdot 54 \text{ mm})$$

Calculation of the braking torque

HW 150 HUK:

$$M_B = \frac{D_R}{1,132} \cdot p \cdot \mu$$

HW 180 HUK:

$$M_B = \frac{D_R}{0,786} \cdot p \cdot \mu$$

Formula symbols

M_B = Braking torque [Nm]

D = Outer diameter brake disc [mm]

d = Inner diameter brake disc [mm]

D_R = Friction diameter [mm]

p = Oil pressure [bar]

μ = Friction coefficient